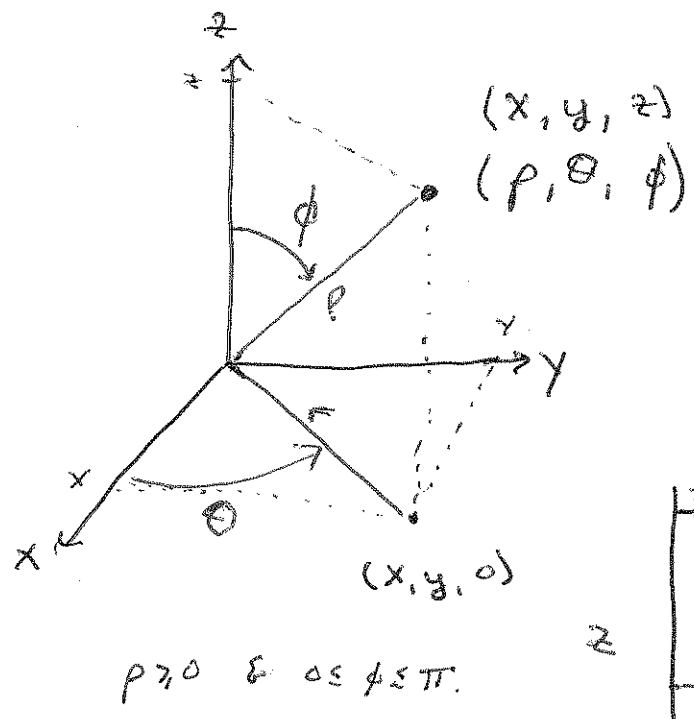
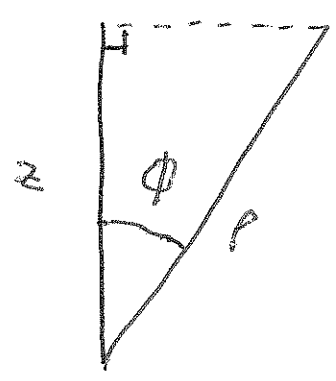


15.8: Triple Integrals w/ Spherical Coordinates.

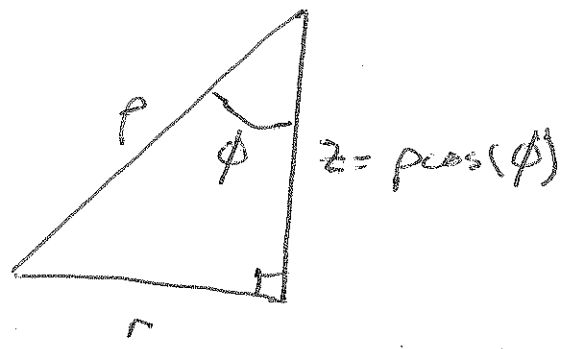


what is the relationship between (x, y, z) & (ρ, θ, ϕ)



$$\cos(\phi) = \frac{z}{\rho}$$

OR $z = \rho \cos(\phi)$



$$\cos(\phi) = \frac{z}{\rho}$$

$$\sin(\phi) = \frac{r}{\rho}$$

OR $r = \rho \sin(\phi)$

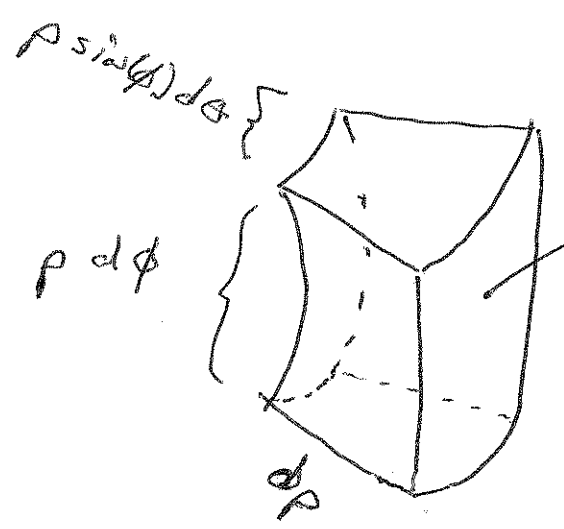
AND $x = r \cos(\theta)$
 $y = r \sin(\theta)$



$x = \rho \sin(\phi) \cos(\theta)$
 $y = \rho \sin(\phi) \sin(\theta)$

AND $\rho^2 = x^2 + y^2 + z^2$

The differential



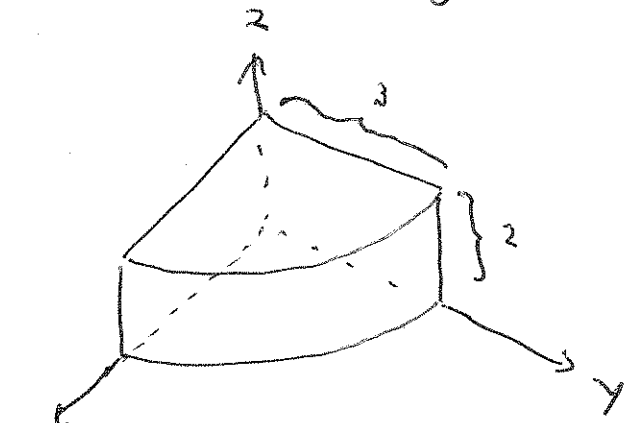
$$dV = \rho^2 \sin(\phi) d\rho d\theta d\phi$$

see cool mathematica graphic

Question: what do

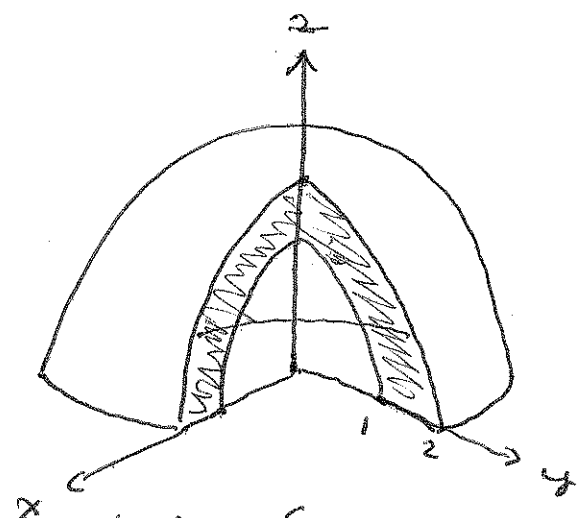
- (a) $\rho = c$, (b) $\theta = c$, & (c) $\phi = c$ look like?

Ex1: (see pics) Set up integrals over the regions



wedge of cheese
cylindrical

$$\int_0^{\frac{\pi}{2}} \int_0^3 \int_0^2 f(\rho \cos \theta, \rho \sin \theta, z) \rho^2 d\rho d\theta dz$$



top of a sphere w/ a gen cut out.

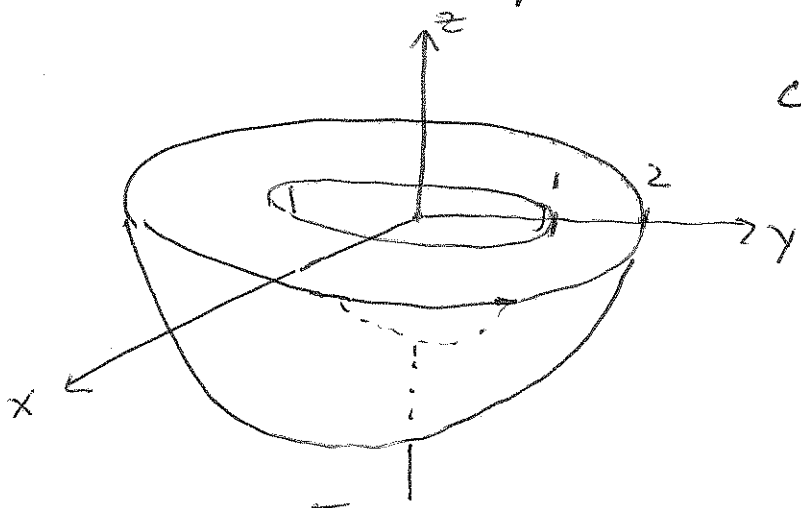
spherical

$$\int_0^{\frac{\pi}{2}} \int_{\frac{\pi}{2}}^{2\pi} \int_1^2 f(\rho \sin \phi \cos \theta, \rho \sin \phi \sin \theta, \rho \cos \phi) \rho^2 \sin \phi d\rho d\theta d\phi$$

Ex 2: Sketch the solid whose volume is given by the integral

$$\int_0^{2\pi} \int_{\frac{\pi}{2}}^{\pi} \int_1^2 \rho^2 \sin \phi \, d\rho \, d\phi \, d\theta$$

or calculate/eval the integral



capitaulope w/ the seeds removed.

$$V = \int_0^{2\pi} \int_{\frac{\pi}{2}}^{\pi} \left[\frac{\rho^3}{3} \sin \phi \right]_1^2 \, d\phi \, d\theta$$

$$= \int_0^{2\pi} \int_{\frac{\pi}{2}}^{\pi} \frac{8-1}{3} \sin \phi \, d\phi \, d\theta$$

$$= \frac{7}{3} \int_0^{2\pi} \left[-\cos \phi \right]_{\frac{\pi}{2}}^{\pi} \, d\theta$$

$$= \frac{7}{3} \int_0^{2\pi} (-(-1) - 0) \, d\theta$$

$$= \frac{14}{3} \pi$$

check

$$V = \frac{1}{2} \left(\frac{4}{3} \pi (2)^3 - \frac{4}{3} \pi (1)^3 \right)$$

$$= \frac{1}{2} \left(\frac{32\pi}{3} - \frac{4\pi}{3} \right)$$

$$= \frac{28\pi}{6}$$

$$= \frac{14\pi}{3}$$

Ex 3: evaluate $\iiint_S xyz \, dV$ where S is bounded between the spheres $\rho=4$ $\rho=2$ & above the cone $\phi = \frac{\pi}{3}$

$$\begin{aligned}
 V &= \int_0^{2\pi} \int_0^{\pi/3} \int_2^4 \rho \sin\phi \cos\theta \rho \sin\phi \sin\theta \rho \cos\phi \rho^2 \sin\phi \, d\rho \, d\phi \, d\theta \\
 &= \int_0^{2\pi} \int_0^{\pi/3} \int_2^4 \rho^5 \sin^3\phi \cos\phi \sin\theta \cos\theta \, d\rho \, d\phi \, d\theta \\
 &= \frac{1}{2} \int_0^{2\pi} \underbrace{2 \sin\theta \cos\theta \, d\theta}_{\sin 2\theta} \int_0^{\pi/3} \sin^3\phi \cos\phi \, d\phi \int_2^4 \rho^5 \, d\rho \\
 &= \left[\frac{-\cos 2\theta}{4} \right]_0^{2\pi} \cdot \left[\frac{\sin^4\phi}{4} \right]_0^{\pi/3} \cdot \left[\frac{\rho^6}{6} \right]_2^4 \\
 &= \left(-\frac{1}{4} - \left(-\frac{1}{4}\right) \right) \cdot \left(\frac{81}{4} - 0 \right) \cdot \left(\frac{4096}{6} - \frac{64}{6} \right) \\
 &= 0
 \end{aligned}$$

Find the scaling factor

$$x = \rho \sin(\phi) \cos(\theta), \quad y = \rho \sin(\phi) \sin(\theta), \quad z = \rho \cos(\phi)$$

$$\frac{\partial(x, y, z)}{\partial(\rho, \theta, \phi)} = \begin{vmatrix} \frac{\partial x}{\partial \rho} & \frac{\partial x}{\partial \theta} & \frac{\partial x}{\partial \phi} \\ \frac{\partial y}{\partial \rho} & \frac{\partial y}{\partial \theta} & \frac{\partial y}{\partial \phi} \\ \frac{\partial z}{\partial \rho} & \frac{\partial z}{\partial \theta} & \frac{\partial z}{\partial \phi} \end{vmatrix}$$

$$= \begin{vmatrix} \sin(\phi) \cos(\theta) & -\rho \sin \phi \sin \theta & \rho \cos \phi \cos \theta \\ \sin(\phi) \sin(\theta) & \rho \sin \phi \cos \theta & \rho \cos \phi \sin \theta \\ \cos(\phi) & 0 & -\rho \sin \phi \end{vmatrix}$$

$$= \cos \phi \begin{vmatrix} -\rho \sin \phi \sin \theta & \rho \cos \phi \cos \theta \\ \rho \sin \phi \cos \theta & \rho \cos \phi \sin \theta \end{vmatrix}$$

$$= -\rho \sin \phi \begin{vmatrix} \sin \phi \cos \theta & -\rho \sin \phi \sin \theta \\ \sin \phi \sin \theta & \rho \sin \phi \cos \theta \end{vmatrix}$$

$$= -\rho^2 \cos \phi \left(\sin \phi \cos \phi (\sin^2 \theta + \cos^2 \theta) \right)$$

$$= -\rho^2 \sin^3 \phi (\cos^2 \theta + \sin^2 \theta)$$

$$= -\rho^2 \sin \phi (\cos^2 \phi + \sin^2 \phi)$$

$$= -\rho^2 \sin \phi$$

The scaling factor is the magnitude of the Jacobian.

$$dV = \rho^2 \sin \phi \, d\rho \, d\theta \, d\phi$$