

## Functions (2.1)

Math 98

Functions are used to show a relationship between two quantities. We will represent functions with words, tables, symbols, and graphs. Not all relationships can be considered functions however.

**Function** – a relationship between two sets of quantities, where

each input has exactly one output.

**The Input** – Most common:  $x$   
set of all inputs: domain

**The Output** – Most common:  $y$   
set of all outputs: Range

**Function Notation** –

$y = f(x)$        $y$ : output  
 $x$ : input  
 $f$ : name of function

note:  $fct = \text{function}$ .

A picture:

Input  $x$   $\longrightarrow$  Function  $f$   $\longrightarrow$  Output  $y = f(x)$

min. wage @ hotels is \$15/hr.

**Wages Example** –

8 hr  $\xrightarrow{w}$   $15 \cdot 8 = \$120$

32 hr  $\xrightarrow{w}$   $15 \cdot 32 = \$480$

$t$   $\xrightarrow{w}$   $15t$

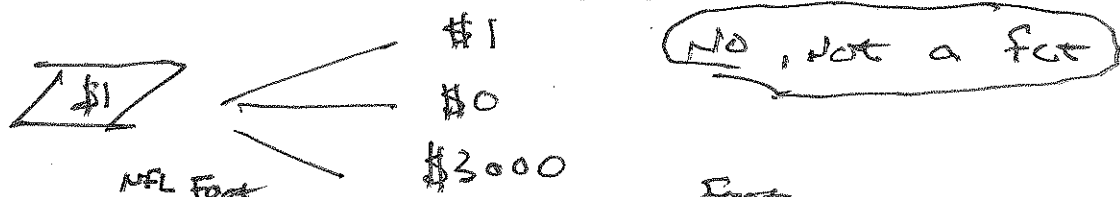
$$w(t) = 15 \cdot t.$$

1. Is it a Function?

a) Input \$1 to Quarter (25¢) Change Machine (what's the output?)



Input \$1 into Slot Machine (what's the output?)



b)

Input - <sup>NFL Foot</sup> Baseball Team	Output - <sup>Foot</sup> Baseball City
Bengals	Cincinnati
Seahawks	Seattle
Broncos	Denver
Giants	New York
Jets	New York

*Yes - a function*

c)

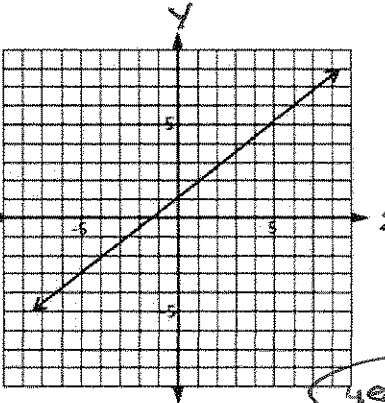
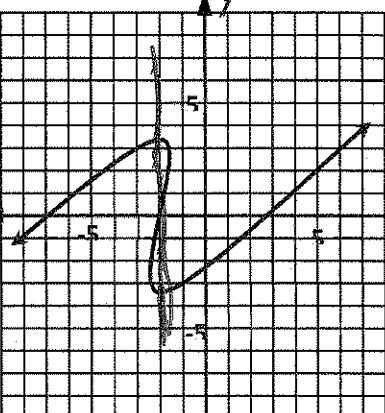
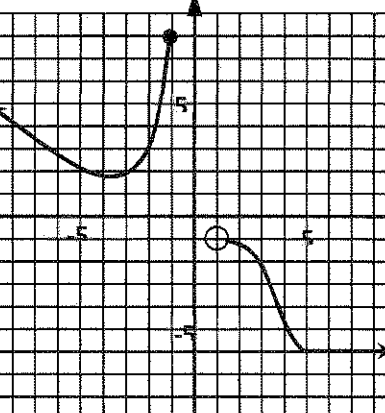
Input - <sup>Foot</sup> Baseball City	Output - <sup>Foot</sup> Baseball Team
Seattle	Seahawks
Denver	Broncos
New York	Jets
New York	Giants

*No, not a function*

We need to be able to:

- Decide if a relationship is a function
- Evaluate a function
- Determine what numbers or values are allowed as inputs (Domain)
- Determine what numbers or values can result as outputs (Range)

2. For each of the examples in the table below, state whether the table, graph, or words do or do not describe a functional relationship. If it does not, provide an explanation or circle the features you used to make your decision.

Tables	Graphs	Words												
<p>a)</p> <table border="1" data-bbox="272 359 435 579"> <thead> <tr> <th><math>t</math></th> <th><math>C</math></th> </tr> </thead> <tbody> <tr><td>1</td><td>1</td></tr> <tr><td>2</td><td>4</td></tr> <tr><td>3</td><td>9</td></tr> <tr><td>4</td><td>16</td></tr> <tr><td>5</td><td>25</td></tr> </tbody> </table> <p>Is <math>C</math> a function of <math>t</math>?</p> <p>output → input</p> <p><b>yes</b></p>	$t$	$C$	1	1	2	4	3	9	4	16	5	25	<p>b)</p>  <p><b>yes</b></p>	<p>c) Is the amount you pay your babysitter for an evening out a function of the time you are gone if she charges \$6 an hour?</p> <p><math>b(t) = 6t</math></p> <p><b>yes</b></p>
$t$	$C$													
1	1													
2	4													
3	9													
4	16													
5	25													
<p>d)</p> <table border="1" data-bbox="272 789 435 1010"> <thead> <tr> <th><math>t</math></th> <th><math>C</math></th> </tr> </thead> <tbody> <tr><td>15</td><td>100</td></tr> <tr><td>30</td><td>200</td></tr> <tr><td>45</td><td>100</td></tr> <tr><td>0</td><td>150</td></tr> <tr><td>15</td><td>100</td></tr> </tbody> </table> <p>Is <math>C</math> a function of <math>t</math>?</p> <p>output → input</p> <p><b>yes</b></p>	$t$	$C$	15	100	30	200	45	100	0	150	15	100	<p>e)</p>  <p>Does this graph show <math>y</math> as a function of <math>x</math>?</p> <p>vertical line test</p> <p><b>NO</b></p>	<p>f) Is the amount you are charged in sales tax a function of the cost of a taxable item purchased in Seattle?</p> <p><b>yes</b></p> <p>assuming comparable goods</p>
$t$	$C$													
15	100													
30	200													
45	100													
0	150													
15	100													
<p>g)</p> <table border="1" data-bbox="272 1356 435 1577"> <thead> <tr> <th><math>y</math></th> <th><math>x</math></th> </tr> </thead> <tbody> <tr><td>-3</td><td>5</td></tr> <tr><td>-2</td><td>6</td></tr> <tr><td>0</td><td>7</td></tr> <tr><td>-3</td><td>8</td></tr> <tr><td>1</td><td>9</td></tr> </tbody> </table> <p>Is <math>x</math> a function of <math>y</math>?</p> <p>output → input</p> <p><b>No</b></p> <p>Is <math>y</math> a function of <math>x</math>?</p> <p>output → input</p> <p><b>yes</b></p>	$y$	$x$	-3	5	-2	6	0	7	-3	8	1	9	<p>h)</p>  <p>Does this graph show <math>y</math> as a function of <math>x</math>?</p> <p><b>yes</b></p>	<p>i) Is the amount you are charged in federal income taxes a function of the amount you earn?</p> <p><b>No</b></p>
$y$	$x$													
-3	5													
-2	6													
0	7													
-3	8													
1	9													

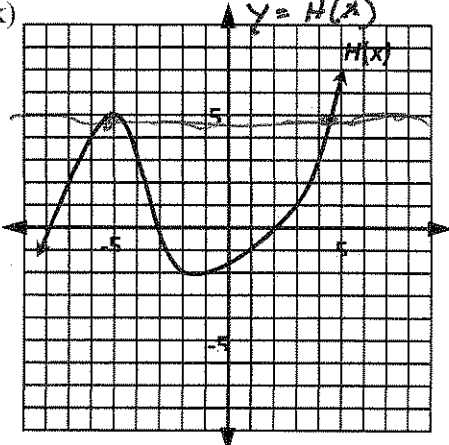
Vertical Line Test -

The graph of  $y=f(x)$  is a function if all vertical lines intersect the graph at <sup>most once.</sup>

**Evaluating Functions** - The first step is being able to read and interpret the symbols in the name of a function.

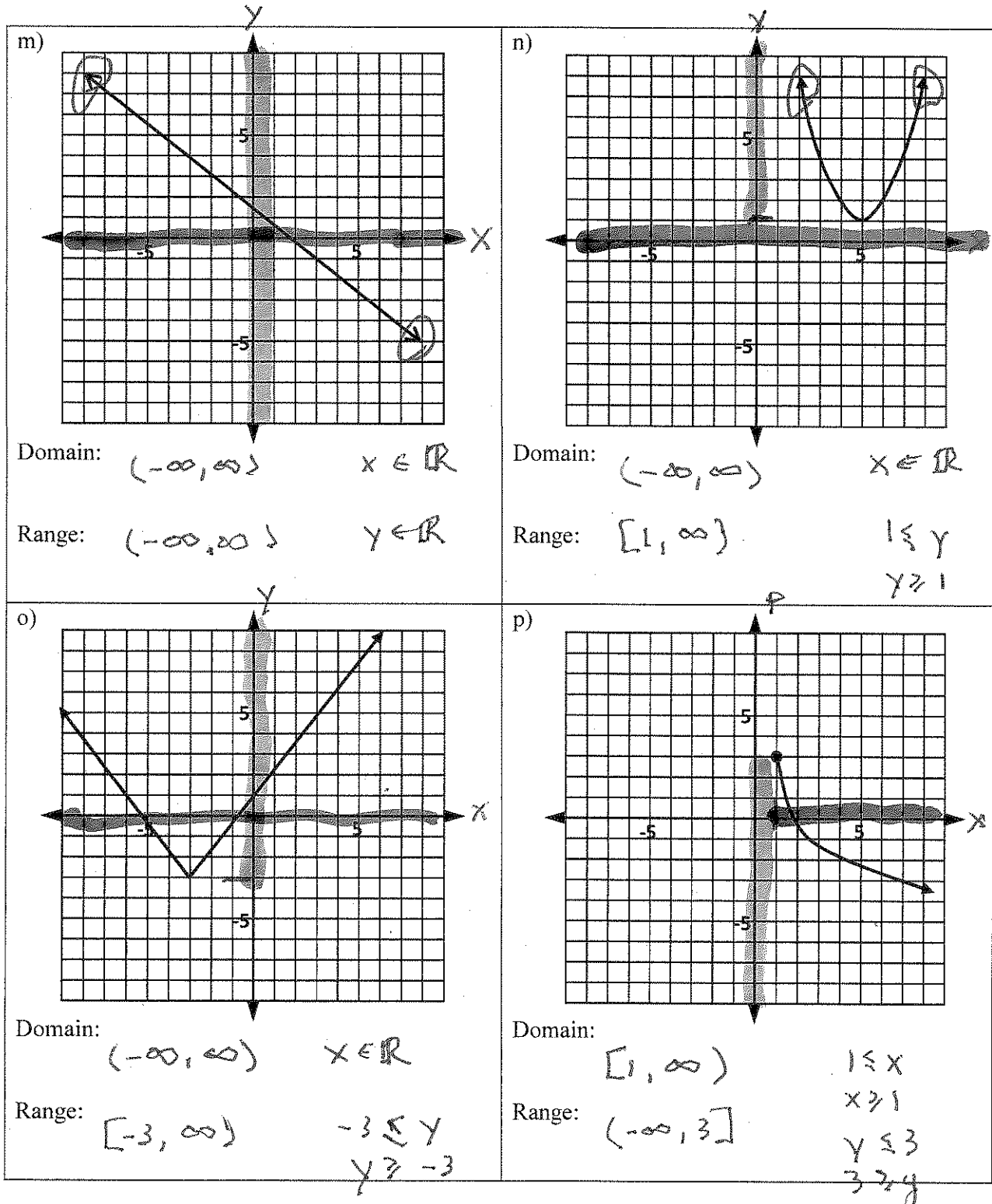
$y = f(x)$        $f$  for name  
 ↖ "f of x"  
 "f evaluated at x"

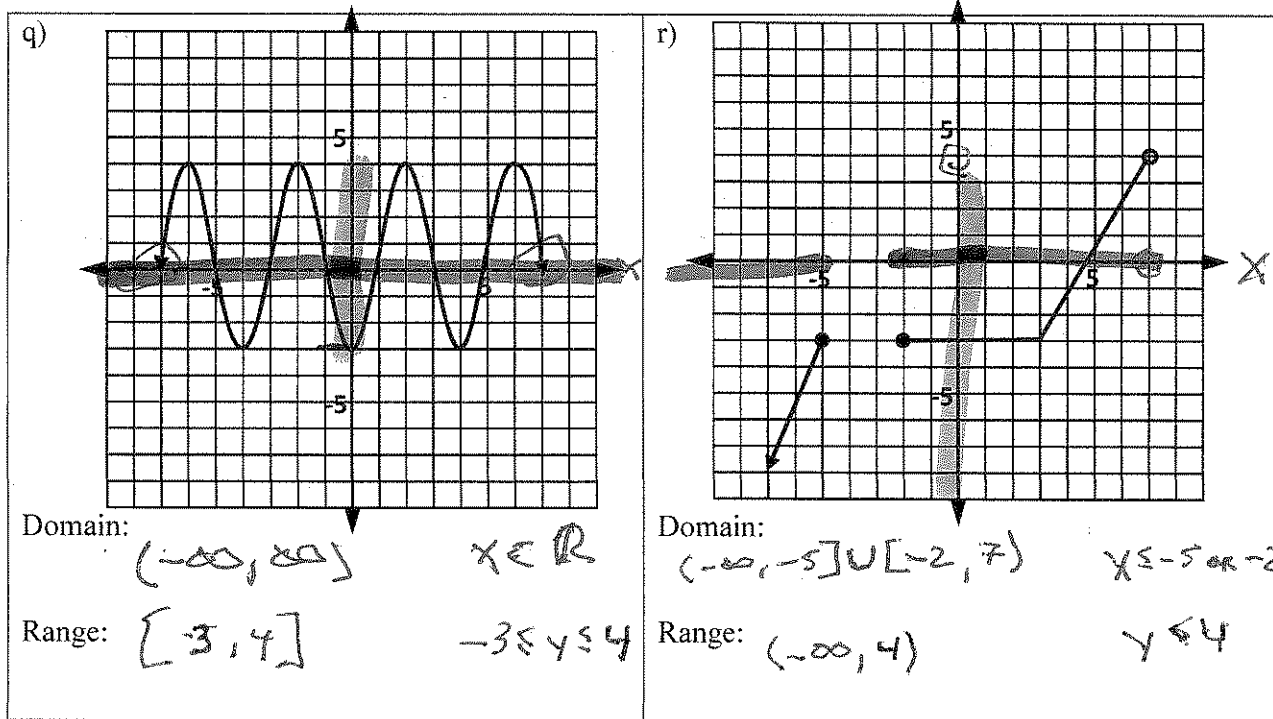
3. In the following examples, use the tables, graphs, and symbols to evaluate the given functions.

Tables	Graphs	Symbols												
<p>j)</p> <table border="1" data-bbox="269 867 435 1087"> <thead> <tr> <th><math>n</math></th> <th><math>p(n)</math></th> </tr> </thead> <tbody> <tr> <td>6</td> <td>21</td> </tr> <tr> <td>-1</td> <td>6</td> </tr> <tr> <td>2</td> <td>13.5</td> </tr> <tr> <td>0</td> <td>9</td> </tr> <tr> <td>-4</td> <td>-1</td> </tr> </tbody> </table> <ul style="list-style-type: none"> <li>• Compute <math>p(0) = 9</math>  <small>↑ <math>n</math></small></li> <li>• Find <math>p(-1) = 6</math></li> <li>• Find <math>n</math> such that <math>p(n) = 13.5</math>  <small>↑ <math>p</math>-value</small>                      when <math>n = 2</math></li> </ul>	$n$	$p(n)$	6	21	-1	6	2	13.5	0	9	-4	-1	<p>k)</p>  <ul style="list-style-type: none"> <li>• Compute <math>H(1) = -1</math></li> <li>• What is <math>H(-7) = 2</math></li> <li>• For what values of <math>x</math> is <math>H(x) = 5</math>?  <small>↑ <math>y</math>-var</small>  <math>x = -5</math> OR <math>x = 4.5</math></li> </ul>	<p>l) If <math>f(r) = 2 + 7r - r^2</math>,</p> <ul style="list-style-type: none"> <li>• Compute <math>f(3)</math>  <math>f(3) = 2 + 7(3) - 3^2</math>  <math>= 14</math></li> <li>• Evaluate <math>f(r)</math> at <math>r = 8</math>  <math>f(8) = 2 + 7(8) - 8^2</math>  <math>= -6</math></li> <li>• Find <math>f(-2)</math>  <math>f(-2) = 2 + 7(-2) - (-2)^2</math>  <math>= -16</math></li> </ul>
$n$	$p(n)$													
6	21													
-1	6													
2	13.5													
0	9													
-4	-1													

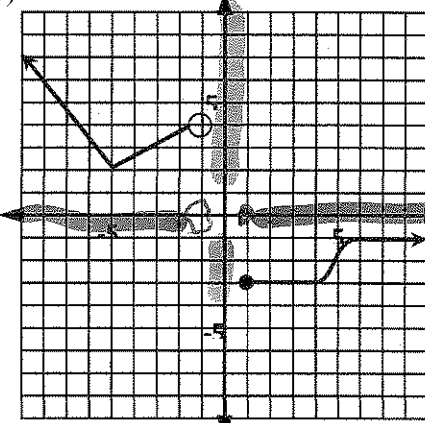
### Identifying domains and ranges of various functions

4. Determine the domain and range of each of the following functions. Write your answers using interval notation.



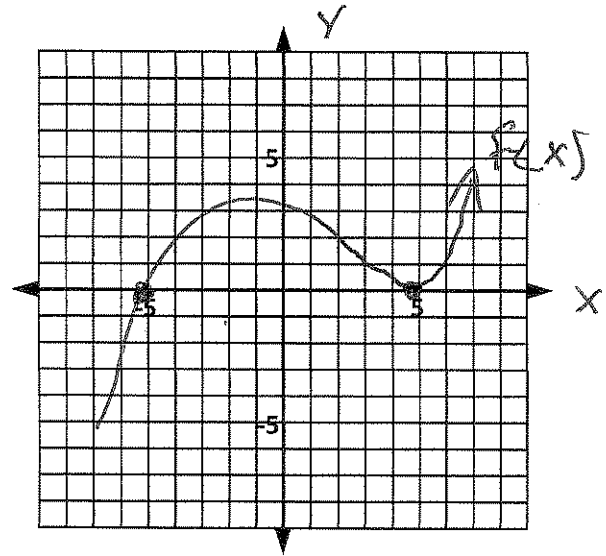


5. Determine the domain and range of functions given in tables, graphs, and symbols to evaluate the given functions.

Tables	Graphs	Symbols												
<p>a) <table border="1" data-bbox="267 1123 430 1354"> <thead> <tr> <th><math>h</math></th> <th><math>W</math></th> </tr> </thead> <tbody> <tr><td>37</td><td>592</td></tr> <tr><td>42</td><td>672</td></tr> <tr><td>37</td><td>592</td></tr> <tr><td>35</td><td>560</td></tr> <tr><td>48</td><td>768</td></tr> </tbody> </table></p> <p>For the function <math>W(h)</math>, use set notation to list its</p> <p>Domain:</p> <p><math>\{37, 42, 35, 48\}</math></p> <p>Range:</p> <p><math>\{592, 672, 560, 768\}</math></p>	$h$	$W$	37	592	42	672	37	592	35	560	48	768	<p>b) </p> <p>For the function <math>f(x)</math> shown above, use interval notation to describe its</p> <p>Domain:</p> <p><math>(-\infty, 1) \cup [1, \infty)</math></p> <p>Range:</p> <p><math>[-3, -1] \cup [2, \infty)</math></p> <p><math>-3 \leq y &lt; -1</math> or <math>2 \leq y</math></p>	<p>c) For the function <math>r(x) = \frac{8}{x(x-3)}</math>, use interval notation to describe its</p> <p>Domain:</p> <p><math>(-\infty, 0) \cup (0, 3) \cup (3, \infty)</math></p> <p><math>x \in \mathbb{R}</math> except 0 and 3</p> <p>Range:</p> <p>and <math>x \neq 0, 3</math></p> <p><math>(-\infty, -\frac{32}{9}] \cup (0, \infty)</math></p> <p><math>y \leq -\frac{32}{9}</math> or <math>0 &lt; y</math></p>
$h$	$W$													
37	592													
42	672													
37	592													
35	560													
48	768													

A **ZERO** of a function means that:

- where the graph crosses or touches the  $x$ -axis.
- $y=0$
- $f(x)=0$



6. Find the zeros of functions.

a)  $f(x) = 3x - 7$

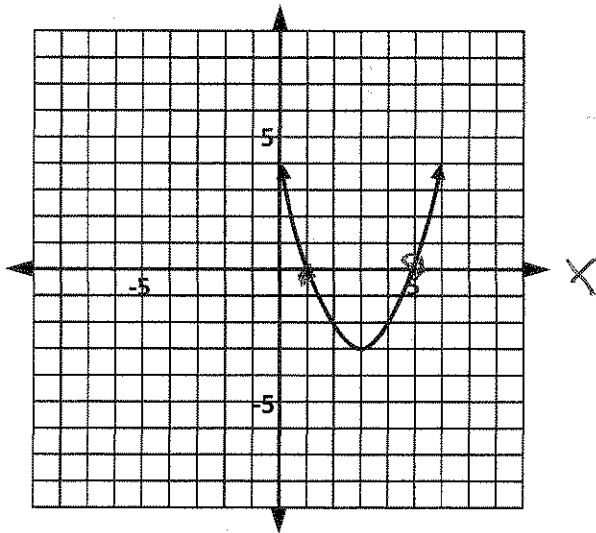
Solve  $f(x) = 0$

$$\Rightarrow 3x - 7 = 0$$

$$\Rightarrow 3x = 7$$

$$\Rightarrow x = \frac{7}{3}$$

b)



$$x = 1 \text{ or } x = 5$$